



Podmakers

Podmakers' specialises in designing unique outdoor spaces. Aspiring to enhance the natural environment with architecturally striking structures, we focus on garden rooms, home offices, studio retreats and cabins

Table of Contents




1 The Escape Pod

- 1.1 Layouts
- 1.2 Construction Process & Installation
- 1.3 What's Included
- 1.4 Price
- 1.5 Appendix

2 The Canopy Pod

- 2.1 Specification
- 2.2 Price



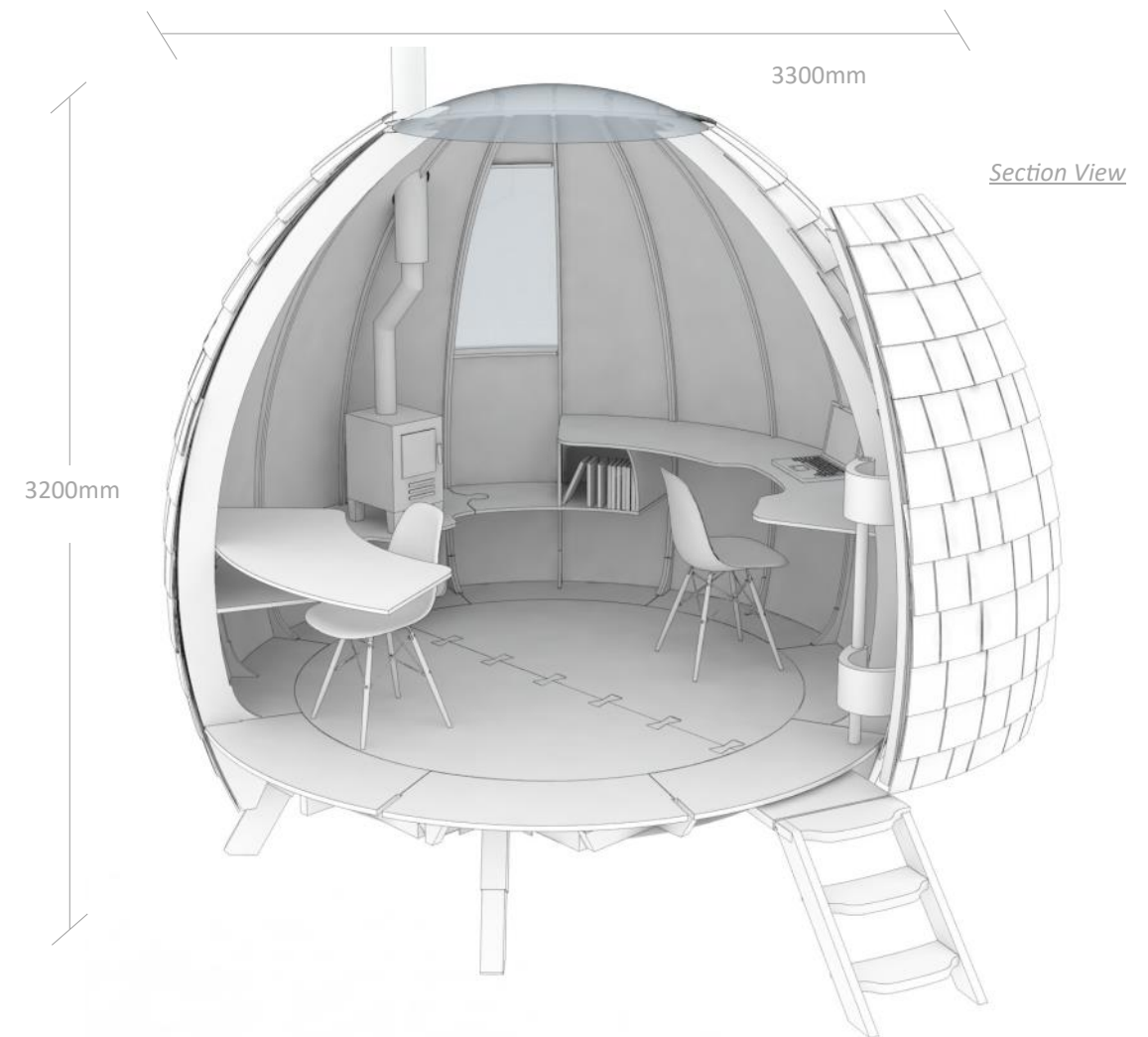
3 The Demi Pod

- 3.1 Specification
- 3.2 Price

1 The Escape Pod

The Escape Pod is constructed of Birch plywood and clad in Cedar shingles. It is prefabricated in our workshop in the Gloucestershire countryside. We make our pods to order as each one is bespoke and tailored to suit your requirements.

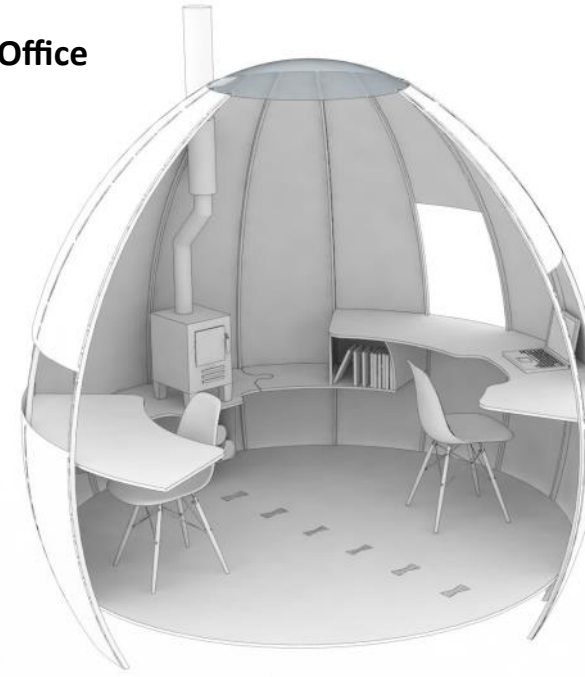
This brochure lays out how to design your own pod and the process of installing it in your garden.



"A huge thank you to Jeremy and the team at Podmakers. We are so delighted with our escape pod. Brilliant service, nothing was a problem and they were always punctual, polite and extremely professional. They were a pleasure to deal with."
Simon + Kate (London)



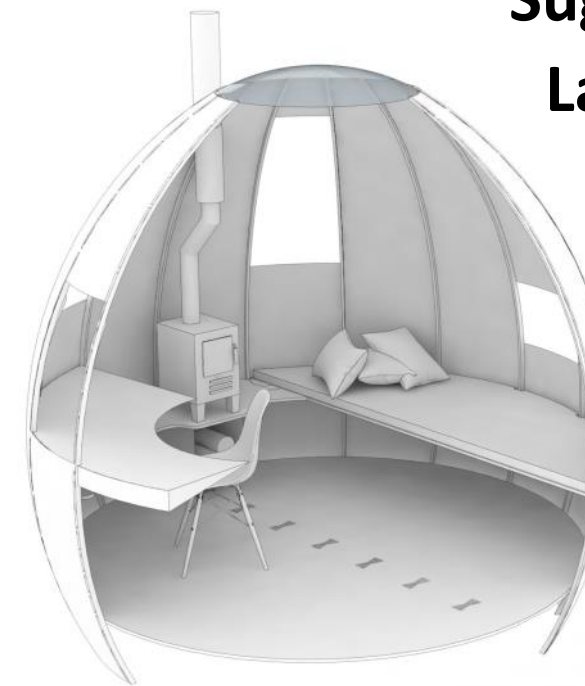
Office



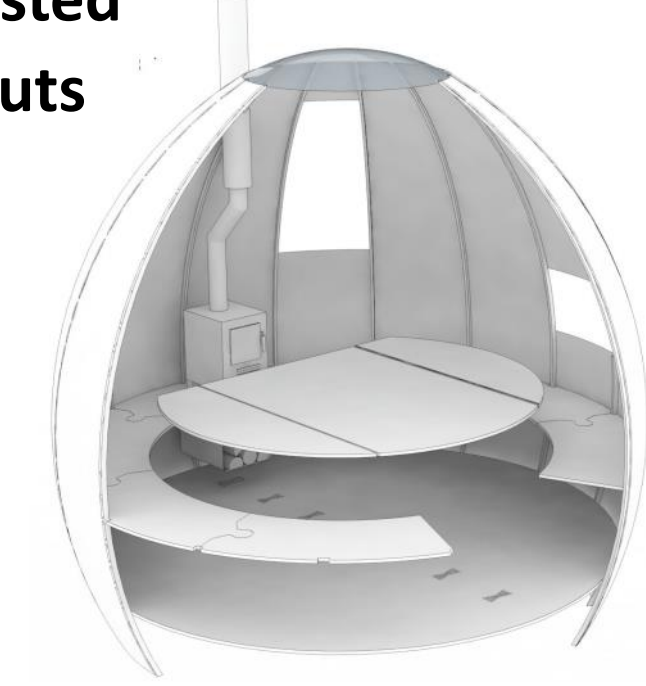
Snug



Suggested Layouts



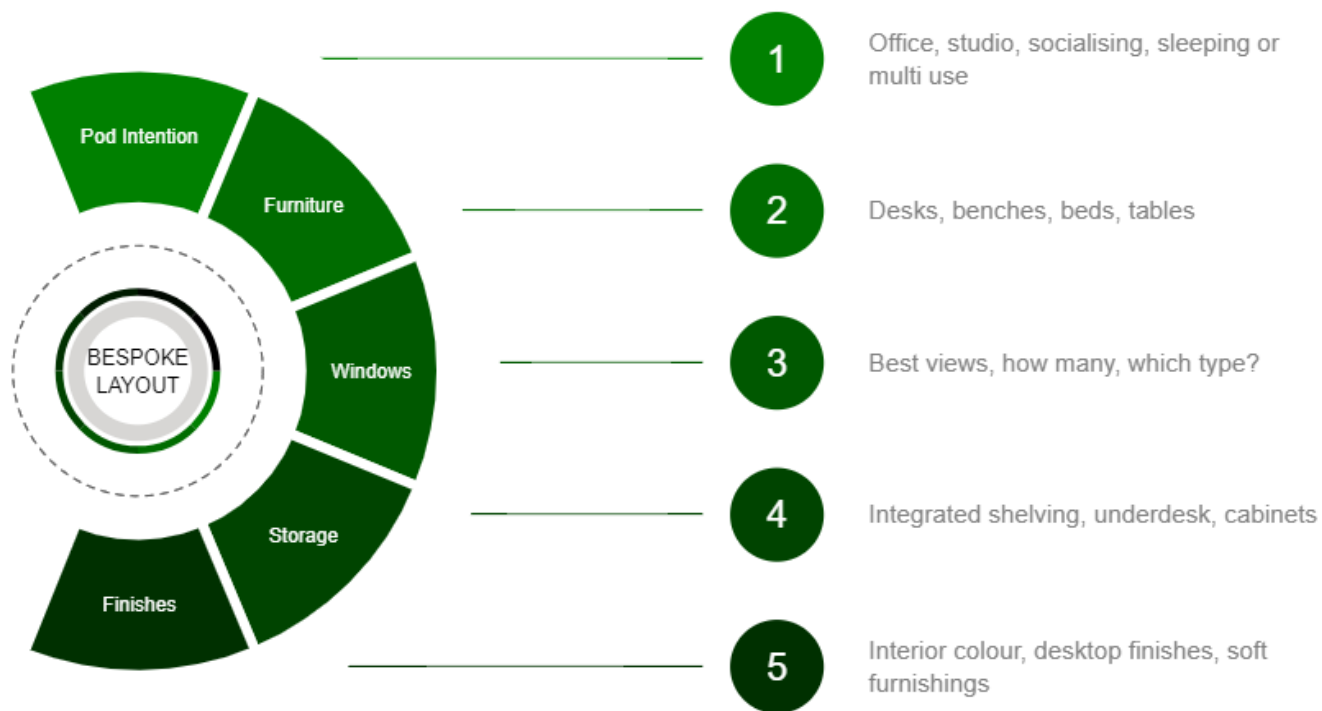
Studio



Garden Room

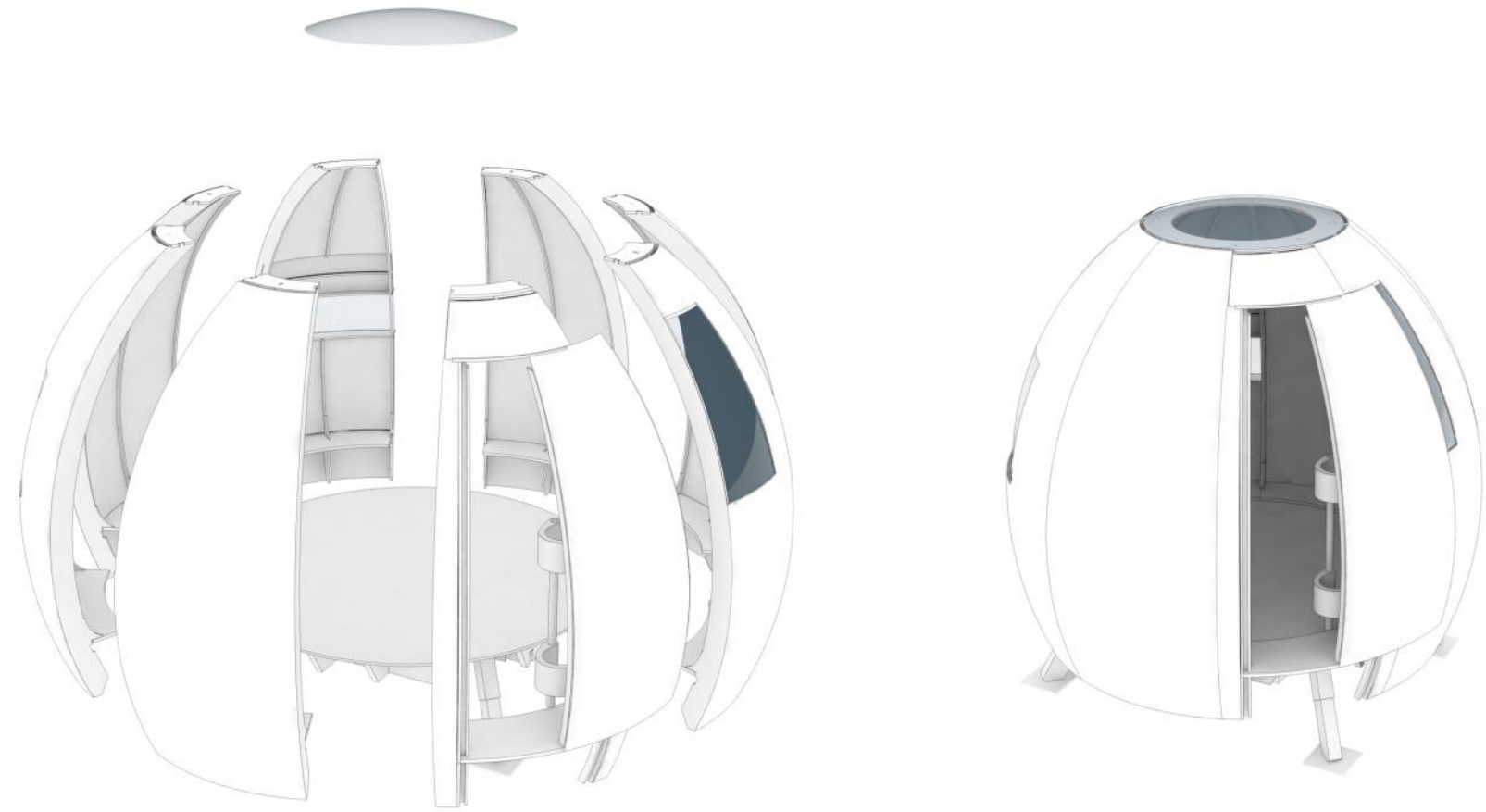
1.1 Layouts

The Escape Pod's interior is versatile. After a discussion about what you're planning to use the pod for, we draw up a bespoke layout. A site visit then helps us ascertain the best views so we can choose window arrangement in the pod, and discuss any further details.



Your Pod is tailored to you

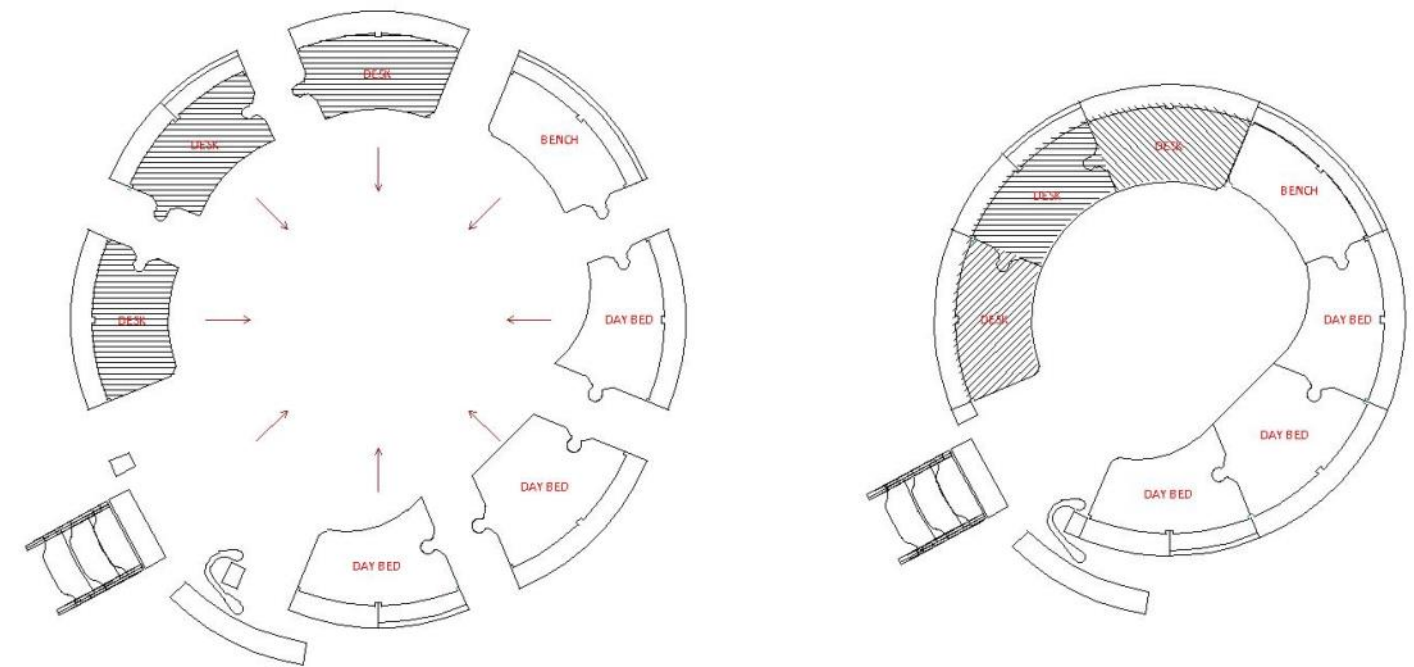
The above layouts are examples of how the Escape Pod can be configured, rather than set options. Each pod is bespoke and the furniture, finishes and windows are tailored to suit.



1.2 Construction Process

The Escape Pod is fabricated in eight segments. Each segment is a self contained unit holding a window, integrated shelving, wood burner, door or wall.

The **appendix** shows the various options for each segment. The combination of seven segments and door forms your pod. Each segment also relates to the furniture and holds a portion of desk, bench, day bed or nothing at all.



Installation & Electrics

The Escape Pod stands on four legs. Prior to installation we ask you to prepare the ground, by pouring four level shallow concrete pads or four level flagstones (300mm x 300mm). Installation is dependent on access to your pods' location. We have two options shown opposite.

An armoured cable needs to be run from a power supply to the pods' location. We lay the underfloor heating, fit the lights and run the cabling for the power sockets all to a fuse box located beneath the pods' steps. An electrician is needed to connect the armoured cable and pod wiring to the fuse box.

Machinery Accessible. If the pods' final position is reachable with machinery, we finish the pod fully in the workshop and transport it whole on a HIAB lorry. The lorry's crane will then place it in position, or a Telehandler can pick it up and maneuver it to its final destination.

Onsite Assembly. We prefabricate the pod in the workshop and bring it in components. The pod is brought in its eight finished segments and assembled on its base. It is then made watertight and clad in shingles. This takes five days. We are able to carry the components through most houses.



Western Red Cedar shingle cladding



domed skylight



fitted desk or bench



1 x integrated shelving



2 x windows



Lighting & power sockets



Insulation



European Oak steps



underfloor heating

1.3 What's Included

The Escape Pod comes ready to use with all items shown opposite included as standard. Depending on the surrounding views and what you plan to use the pod for we have more windows, furniture, storage and rotation available. These are shown in the Appendix.

1.4 Price

All prices include components shown opposite. Please enquire further for prices of optional extras.

Kitform for self assembly	£22,800 + VAT
Onsite Assembly assembled by Podmakers	£22,800 + £3,200 + VAT
Assembled Pod	£23,800 + delivery + VAT

Appendix A
Segment Options

Standard segment



Desk Window




Panoramic Window



Cathedral Window



Desk window
w. niche
shelving



Niche
shelving



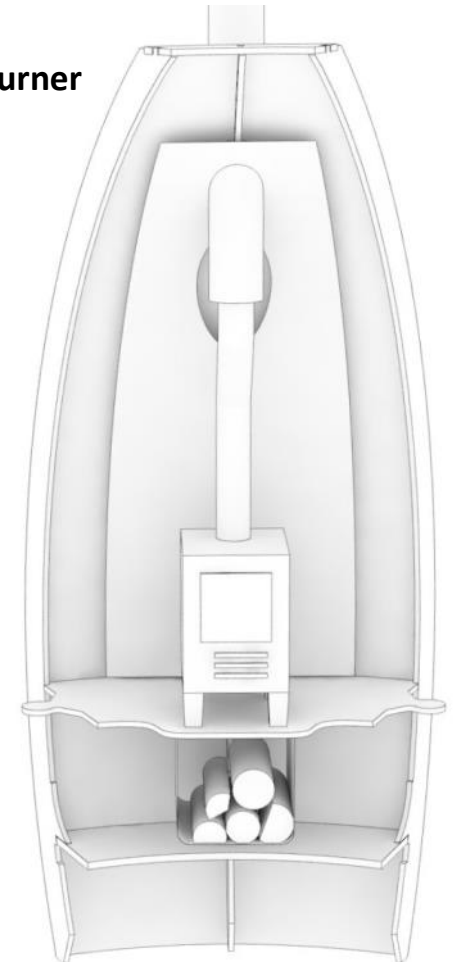
Pano window
w. niche
shelving



Wide niche
shelving



Woodburner



Appendix B

Optional Extras



**Under bench/desk
floating storage box**



Under desk shelving



**Storage cabinet
w. doors**



Coffee table



**Desktop linoleum (various
colours available)**



Woodburner



Day Bed (extended bench)



2 The Canopy Pod

The Canopy Pod is a stripped back version of our Escape Pod, maintaining the same curved form and organic feel. The open sided canopy can be rotated, allowing you to enjoy different aspects of your garden.

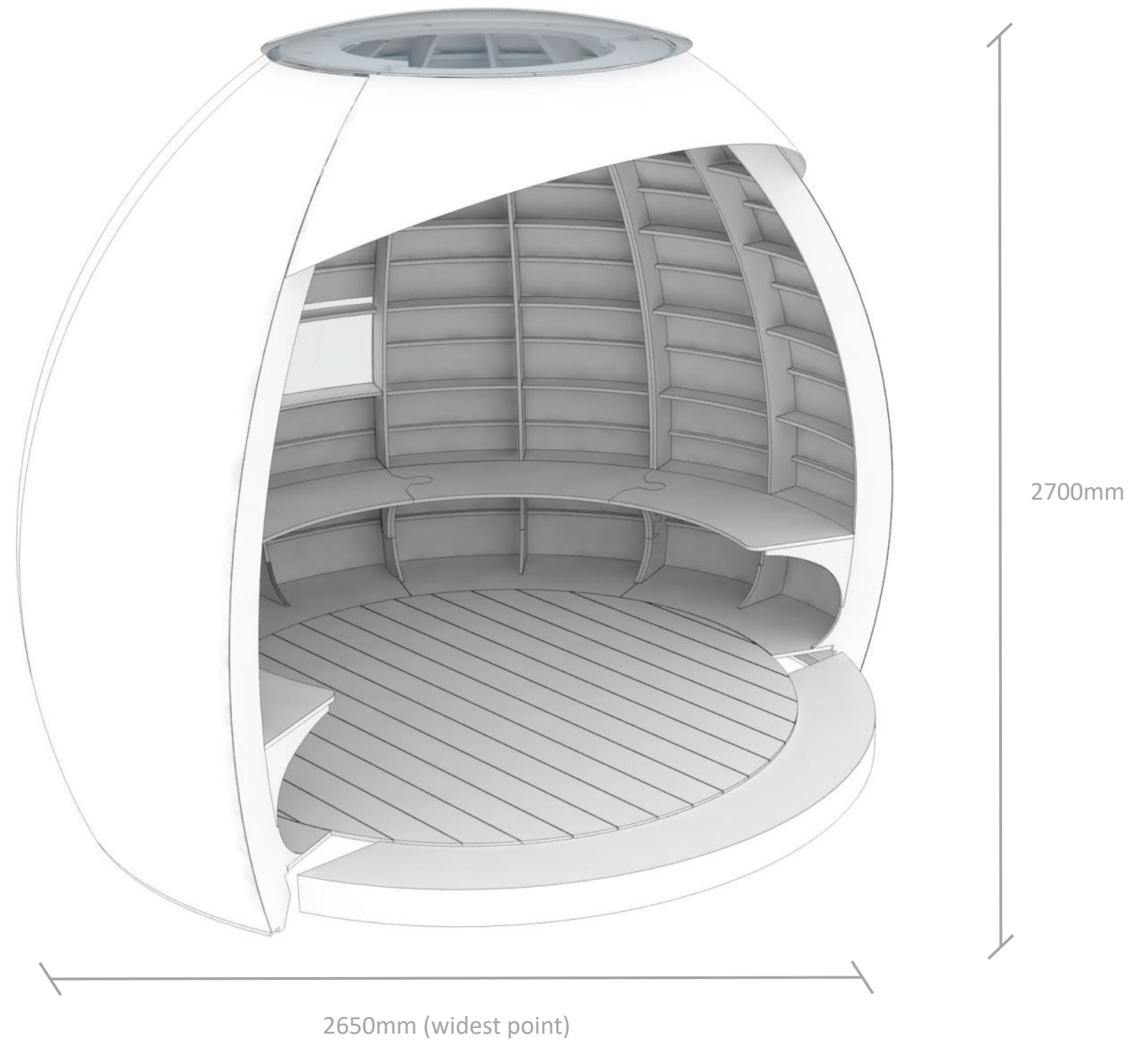
2.1 Specification

Made from Douglas Fir and Douglas fir plywood, the Canopy Pod is clad in cedar shingles that will silver with time. The pod comes with fitted bench seating.

We offer a high quality marine grade canvas that is clipped to the front to provide cover when the Pod is not in use.

- Optional extras:**
- rotation
 - fire pit
 - rear facing window

For installation, the Canopy Pod requires level ground. Preferably on paving stones.



2.1 Price

Kitform for self assembly	£7,550 + VAT	<i>[prefabricated segments, not clad]</i>
Collected for self assembly	£8,950 + VAT	<i>[prefabricated segments, fully clad]</i>
Delivered & Installed	£9,650 + VAT	<i>[fully finished pod]</i>



3 The Demi Pod

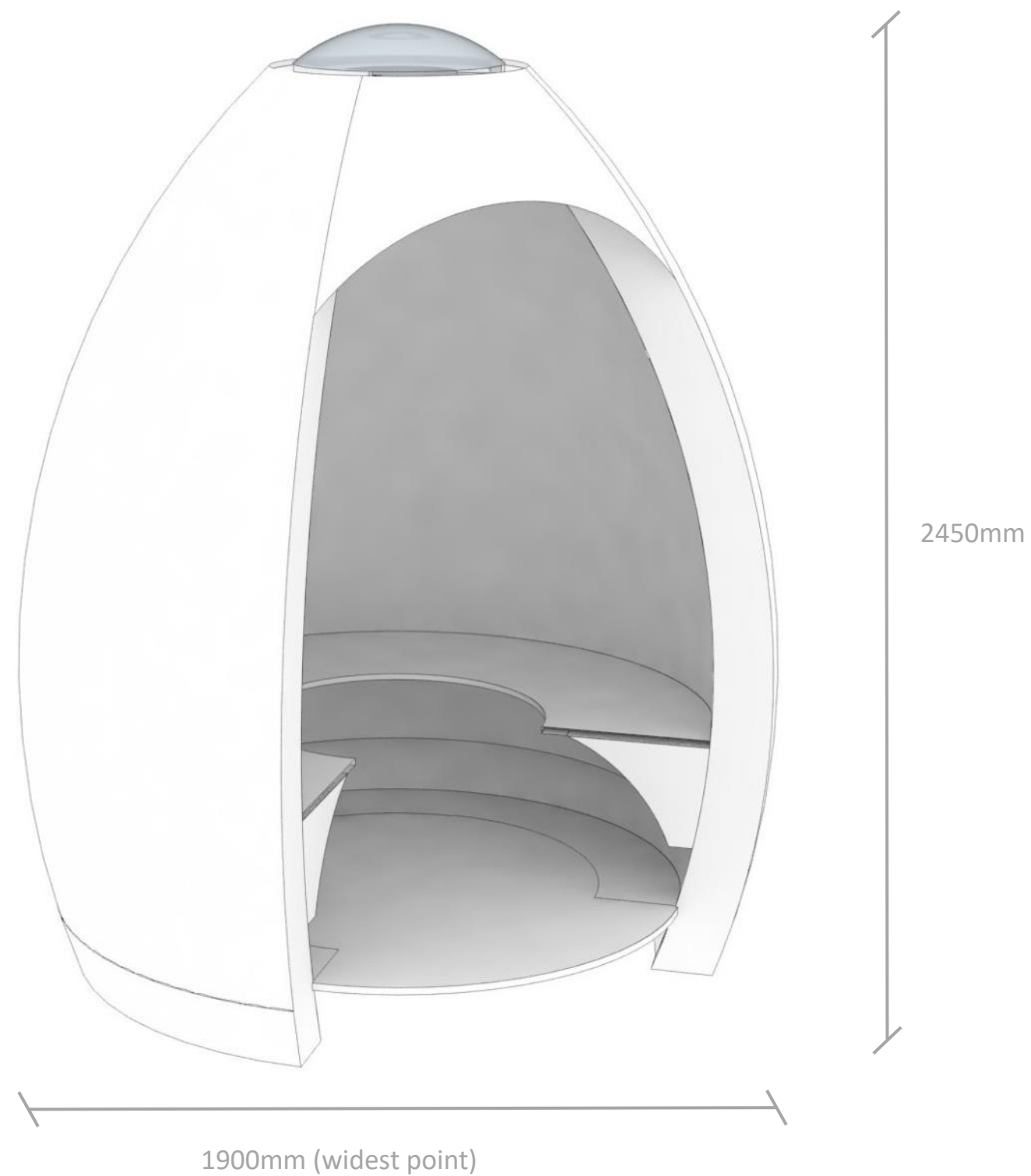
Our smallest arbour, providing shelter or shade. Rotation comes as standard so you can enjoy different aspects of your garden.

2.1 Specification

Made from Douglas Fir and Douglas fir plywood, the Demi Pod is clad in cedar shingles that will silver with time. The pod comes with fitted bench seating.

We offer a high quality marine grade canvas that is clipped to the front to provide cover when the Pod is not in use.

For installation, the Demi Pod requires level ground. Preferably on paving stones.



2.1 Price

Kitform for self assembly	£4,300 + VAT	<i>[prefabricated segments, not clad]</i>
Collected for self assembly	£5,250+ VAT	<i>[prefabricated segments, fully clad]</i>
Delivered & Installed	£5,750 + VAT	<i>[fully finished pod]</i>